



CONCRETE

URBAN

6 cores colours couleurs colores 7 formatos formats finitions acabados 2 acabamentos finishes finitions acabados



Inspirada na paisagem de betão das grandes metrópoles.

Inspired by the concrete landscape of large cities.

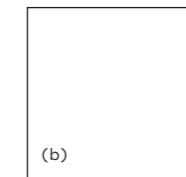
Inspiré par le paysage de béton des grandes métropoles.

Inspirada en el paisaje de hormigón de las grandes metrópolis.

59,2x118,6 cm (23"x47")



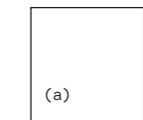
88,9x88,9 cm (35"x35")



44,35x88,9 cm (18"x35")



59,2x59,2 cm (23"x23")



30x60 cm (12"x23")



45x45 cm (18"x18")



30x30 cm (12"x12")



29,5x59,2 cm (12"x23")



44,35x44,35 cm (18"x18")



29,5x29,5 cm (12"x12")



(a) Urban · Antislip Urban · TECH20mm
(b) Urban
(c) Urban · Hydraulik



NAT · RECT · ANTISLIP RECT

12

Até 12 desenhos
Up to 12 designs
Jusqu'à 12 dessins
Hasta 12 diseños



URBAN _ ANTISLIP URBAN



URBAN OFFWHITE

31201223T1	30x30x0,77 cm	NAT	P66
31211223T1	29,5x29,5x0,77 cm	RECT	P76
31202123T1	30x60x0,85 cm	NAT	P69
31212123T1	29,5x59,2x0,85 cm	RECT	P79
31211323T1	59,2x59,2x0,85 cm	RECT	P87
31200723T1	45x45x0,85 cm	NAT	P69
31210723T1	44,35x44,35x0,85 cm	RECT	P79
3121H823T1	44,35x88,9x1,05 cm	RECT	P91
3121K723T1	88,9x88,9x1,05 cm	RECT	P101
3121D323T1	59,2x118,6x0,98 cm	RECT	P101

ANTISLIP URBAN OFFWHITE

31211334T1	59,2x59,2x0,85 cm	RECT	P87
------------	-------------------	------	-----

URBAN BONE

31201220T1	30x30x0,77 cm	NAT	P66
312112671	29,5x29,5x0,77 cm	RECT	P76
31202120T1	30x60x0,85 cm	NAT	P69
31212120T1	29,5x59,2x0,85 cm	RECT	P79
31211320T1	59,2x59,2x0,85 cm	RECT	P87
31200720T1	45x45x0,85 cm	NAT	P69
31210720T1	44,35x44,35x0,85 cm	RECT	P79
3121H820T1	44,35x88,9x1,05 cm	RECT	P91
3121K720T1	88,9x88,9x1,05 cm	RECT	P101
3121D320T1	59,2x118,6x0,98 cm	RECT	P101

ANTISLIP URBAN BONE

31211331T1	59,2x59,2x0,85 cm	RECT	P87
------------	-------------------	------	-----

ANTISLIP URBAN BONE **TECH²⁰mm**

NEW 302D1348V1	59,8x59,8x2,00 cm	RECT	P103
-----------------------	-------------------	------	------



URBAN _ ANTISLIP URBAN



URBAN CRAFT

31201224T1	30x30x0,77 cm	NAT	P66
31211224T1	29,5x29,5x0,77 cm	RECT	P76
31202124T1	30x60x0,85 cm	NAT	P69
31212124T1	29,5x59,2x0,85 cm	RECT	P79
31211324T1	59,2x59,2x0,85 cm	RECT	P87
31200724T1	45x45x0,85 cm	NAT	P69
31210724T1	44,35x44,35x0,85 cm	RECT	P79
3121H824T1	44,35x88,9x1,05 cm	RECT	P91
3121K724T1	88,9x88,9x1,05 cm	RECT	P101
3121D324T1	59,2x118,6x0,98 cm	RECT	P101

ANTISLIP URBAN CRAFT

31211335T1	59,2x59,2x0,85 cm	RECT	P87
------------	-------------------	------	-----

URBAN FOG

31201221T1	30x30x0,77 cm	NAT	P66
31211221T1	29,5x29,5x0,77 cm	RECT	P76
31202121T1	30x60x0,85 cm	NAT	P69
31212121T1	29,5x59,2x0,85 cm	RECT	P79
31211321T1	59,2x59,2x0,85 cm	RECT	P87
31200721T1	45x45x0,85 cm	NAT	P69
31210721T1	44,35x44,35x0,85 cm	RECT	P79
3121H821T1	44,35x88,9x1,05 cm	RECT	P91
3121K721T1	88,9x88,9x1,05 cm	RECT	P101
3121D321T1	59,2x118,6x0,98 cm	RECT	P101

ANTISLIP URBAN FOG

31211332T1	59,2x59,2x0,85 cm	RECT	P87
------------	-------------------	------	-----

ANTISLIP URBAN FOG **TECH²⁰mm**

NEW 302D1349V1	59,8x59,8x2,00 cm	RECT	P103
-----------------------	-------------------	------	------



STRATUS 36 (a)(f)

29,5x29,5x0,85 cm	RECT	P19 /peça_pieza
[1m ² = 11 peças_pieces]		



Produtos que integram alguns materiais reciclados.
Products that incorporate some recycled materials.
Produits intégrant quelques matériaux recyclés.
Productos que incorporan algunos materiales reciclados.

Antislip: Produtos que minimizam o risco de deslizamento.
Antislip: Products that minimize the risk of slipping.
Antislip: Produits qui réduisent le risque de glissement.
Antislip: Productos que minimizan el riesgo de deslizamiento.



30x60 cm	NAT	V2	5	class 1	A	R9	-	≥0,42	U4P3E3C2
29,5x59,2 · 44,35x88,9 · 88,9x88,9 · 59,2x118,6 cm	RECT	V2	5	class 1	A	R9	-	≥0,42	U4P3E3C2
30x30 · 45x45 cm	NAT	V2	5	class 1	A	R9	-	≥0,42	U4P4E3C2
29,5x29,5 · 44,35x44,35 · 59,2x59,2 cm	RECT	V2	5	class 1	A	R9	-	≥0,42	U4P4E3C2
59,2x59,2 cm	ANTISLIP RECT	V2	5	class 3	B	R11	36+	≥0,42	U4P4E3C2
59,8x59,8 cm 20 mm	ANTISLIP RECT	V2	4	class 3	C	R11	36+	≥0,42	-

URBAN _ ANTISLIP URBAN



URBAN GRIS

31201222T1	30x30x0,77 cm	NAT	P66
31211222T1	29,5x29,5x0,77 cm	RECT	P76
31202122T1	30x60x0,85 cm	NAT	P69
31212122T1	29,5x59,2x0,85 cm	RECT	P79
31211322T1	59,2x59,2x0,85 cm	RECT	P87
31200722T1	45x45x0,85 cm	NAT	P69
31210722T1	44,35x44,35x0,85 cm	RECT	P79
3121H822T1	44,35x88,9x1,05 cm	RECT	P91
3121K722T1	88,9x88,9x1,05 cm	RECT	P101
3121D322T1	59,2x118,6x0,98 cm	RECT	P101

ANTISLIP URBAN GRIS

31211333T1	59,2x59,2x0,85 cm	RECT	P87
------------	-------------------	------	-----

ANTISLIP URBAN GRIS **TECH 20 mm**

NEW 302D1350V1	59,8x59,8x2,00 cm	RECT	P103
----------------	-------------------	------	------

URBAN ANTRACITE

31201248U1	30x30x0,77 cm	NAT	P66
31211248U1	29,5x29,5x0,77 cm	RECT	P76
31202148U1	30x60x0,85 cm	NAT	P69
31212148U1	29,5x59,2x0,85 cm	RECT	P79
31211348U1	59,2x59,2x0,85 cm	RECT	P87
31200748U1	45x45x0,85 cm	NAT	P69
31210748U1	44,35x44,35x0,85 cm	RECT	P79
3121H848U1	44,35x88,9x1,05 cm	RECT	P91
3121K748U1	88,9x88,9x1,05 cm	RECT	P101
3121D348U1	59,2x118,6x0,98 cm	RECT	P101

ANTISLIP URBAN ANTRACITE

31211349U1	59,2x59,2x0,85 cm	RECT	P87
------------	-------------------	------	-----



URBAN _ ANTISLIP URBAN



URBAN FOG _ HYDRAULIK FOG



30x60 cm	NAT	V2	5	class 1	A	R9	-	≥0,42	U4P3E3C2
29,5x59,2 · 44,35x88,9 · 88,9x88,9 · 59,2x118,6 cm	RECT	V2	5	class 1	A	R9	-	≥0,42	U4P3E3C2
30x30 · 45x45 cm	NAT	V2	5	class 1	A	R9	-	≥0,42	U4P4E3C2
29,5x29,5 · 44,35x44,35 · 59,2x59,2 cm	RECT	V2	5	class 1	A	R9	-	≥0,42	U4P4E3C2
59,2x59,2 cm	ANTISLIP RECT	V2	5	class 3	B	R11	36+	≥0,42	U4P4E3C2
59,8x59,8 cm 20 mm	ANTISLIP RECT	V2	4	class 3	C	R11	36+	≥0,42	-



STRATUS 36 (a)(f)

29,5x29,5x0,85 cm RECT P19 /peça_piece
[1m² = 11 peças_pieces]



Produtos que integram alguns materiais reciclados.
Products that incorporate some recycled materials.
Produits intégrant quelques matériaux recyclés.
Productos que incorporan algunos materiales reciclados.

Antislip: Produtos que minimizam o risco de deslizamento.
Antislip: Products that minimize the risk of slipping.
Antislip: Produits qui réduisent le risque de glissement.
Antislip: Productos que minimizan el riesgo de deslizamiento.

URBAN _ ANTISLIP URBAN




CONCRETE

210

ANTISLIP URBAN BONE 20 mm

revigres

URBAN _ ANTISLIP URBAN



CONCRETE

ANTISLIP URBAN GRIS 20 mm

211

revigres

O TECH 20 mm é ideal para jardins, parques, terraços e espaços privados ou públicos de alto tráfego. Através da aplicação a seco, pode ser colocado sobre gravilha, relva, superfícies irregulares e pavimentos técnicos sobreelevados. De fácil e rápida aplicação, é ainda removível.

Com cimento cola, representa um produto de altíssima resistência mecânica, sendo adequado para garagens, espaços comerciais ou industriais. A solução ideal para combinar pavimento interior e exterior.

TECH 20 mm is perfect for gardens, parks, terraces and private or heavy-duty public spaces. Through dry application, it can be laid on gravel, grass, uneven surfaces and raised floor. Easy and quick to install, and easily removable.

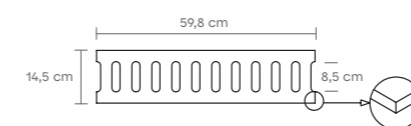
Laid with adhesive cement the tiles acquire very high mechanical strength; perfect for garages, commercial or industrial spaces. The ideal solution for combining indoor and outdoor flooring.

TECH 20 mm est idéal pour les jardins, les parcs, les terrasses et les espaces privés ou publics à fort trafic. Grâce à la pose à sec, il peut être posé sur du gravier, du gazon, des surfaces irrégulières et des planchers techniques surélevés. Facile et rapide à poser, il est également amovible.

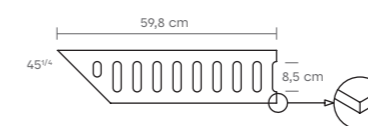
Avec le ciment-colle, il représente un produit de très haute résistance mécanique, approprié pour les garages, les espaces commerciaux ou industriels. La solution idéale pour combiner les sols intérieurs et extérieurs.

TECH 20 mm es ideal para jardines, parques, terrazas y espacios privados o públicos con mucho tráfico. Si se aplica en seco, se puede colocar sobre gravilla, hierba, superficies irregulares y pavimentos técnicos elevados. Ofrece una aplicación fácil y rápida, además de ser removible.

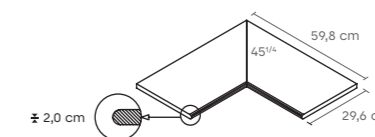
Si se aplica con cemento cola, es un producto con una altísima resistencia mecánica, lo que lo hace adecuado para garajes, espacios comerciales o industriales. La solución ideal para combinar pavimento interior y exterior.



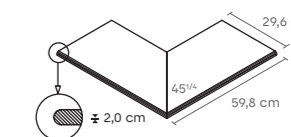
GRELHA DE TRANSBORDAMENTO
14,5x59,8x2 cm **P127**



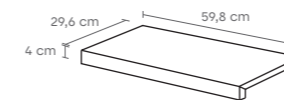
GRELHA DE TRANSBORDAMENTO CANTO
2 PEÇAS _ PIECES
14,5x59,8x2 cm **P237**



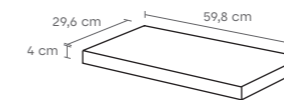
CANTO INTERIOR BOLEADO
2 PEÇAS _ PIECES
29,6x59,8x2 cm **P237**



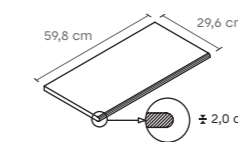
CANTO EXTERIOR BOLEADO
2 PEÇAS _ PIECES
29,6x59,8x2 cm **P237**



DG CF
29,6x59,8x4 cm **P157**



DG CF CANTO
29,6x59,8x4 cm **P247**



DG BOLEADO
29,6x59,8x2 cm **P115**

Disponíveis noutros formatos mediante consulta.
Other sizes available on request.
Disponibles dans d'autres formats sur demande.
Disponible en otros formatos bajo presupuesto.

HYDRAULIK



HYDRAULIK OFFWHITE

31200758T1	45x45x0,85 cm	NAT	P73
31210758T1	44,35x44,35x0,85 cm	RECT	P83



HYDRAULIK FOG

31200756T1	45x45x0,85 cm	NAT	P73
31210756T1	44,35x44,35x0,85 cm	RECT	P83



HYDRAULIK BONE

31200754T1	45x45x0,85 cm	NAT	P73
31210754T1	44,35x44,35x0,85 cm	RECT	P83



HYDRAULIK GRIS

31200757T1	45x45x0,85 cm	NAT	P73
31210757T1	44,35x44,35x0,85 cm	RECT	P83



HYDRAULIK CRAFT

31200755T1	45x45x0,85 cm	NAT	P73
31210755T1	44,35x44,35x0,85 cm	RECT	P83



HYDRAULIK ANTRACITE

31200752U1	45x45x0,85 cm	NAT	P73
31210752U1	44,35x44,35x0,85 cm	RECT	P83

Produtos que integram alguns materiais reciclados.
Products that incorporate some recycled materials.
Produits intégrant quelques matériaux recyclés.
Productos que incorporan algunos materiales reciclados.

Existem 4 peças diferentes, de acordo com o desenho do decorado, que devem ser aplicadas alternadamente, de modo a obter-se uma solução mais rica e variada.

There are 4 pieces, matching the design of the decorated tiles, which should be applied alternately in order to obtain a richer and more varied decoration.

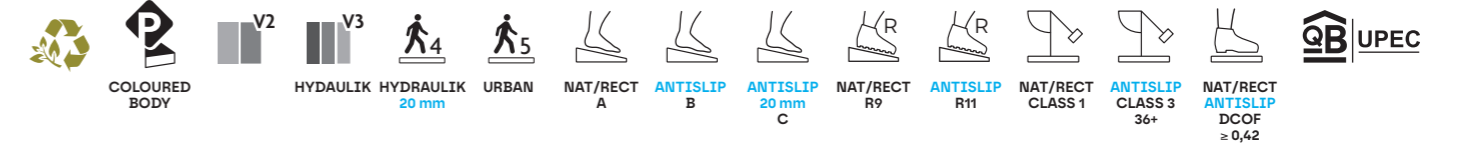
4 différentes pièces correspondent au dessin du décor. Il convient de les appliquer de façon alternée pour obtenir une disposition plus riche et plus variée.

Existen 4 piezas diferentes, de acuerdo con el diseño del decorado, que deben aplicarse de forma alterna, con el fin de obtener una solución más rica y variada.



45x45 cm	NAT	V3	4	class 1	A	R9
44,35x44,35 cm	RECT	V3	4	class 1	A	R9

URBAN - ANTISLIP URBAN



PEÇAS · PIECES			CAIXA · BOX			EUROPALETE · EUROPALLET		
		±	PZ	M ²	KG	CX	M ²	KG
30x30 cm	NAT	7,7 ±5%	16	1.44	28.0	40	57.60	1 141
29,5x29,5 cm	RECT	7,7 ±5%	16	1.39	28.0	40	55.60	1 141
45x45 cm	NAT	8,5 ±5%	6	1.22	24.0	34	41.48	837
44,35x44,35 cm	RECT	8,5 ±5%	6	1.18	24.0	34	40.12	837
30x60 cm	NAT	8,5 ±5%	8	1.44	28.8	32	46.08	943
29,5x59,2 cm	RECT	8,5 ±5%	8	1.40	28.8	32	44.80	943
59,2x59,2 cm	RECT · ANTISLIP	8,5 ±5%	4	1.40	28.7	36	50.40	1 053
59,8x59,8 cm	ANTISLIP RECT	20,0 ±5mm	2	0.72	30.96	32	23.04	990.72
44,35x88,9 cm	RECT	10,5 ±5mm	4	1.58	39.0	24	37.92	991
88,9x88,9 cm	RECT	10,5 ±5mm	2	1.58	39.0	24	37.92	991
59,2x118,6 cm	RECT	9,8 ±5%	2	1.40	33.0	30	42.00	1 011

PEÇA · PIECE			PEÇA · PIECE			60 cm 30 cm 1,3 cm		60 cm 30 cm 1,3 cm		60 cm 30 cm 1,3 cm	
DG	NAT	RECT ANTISLIP	RB	NAT	RECT ANTISLIP	DG CF	RECT ANTISLIP	DG CF SS	RECT ANTISLIP	DG CF CANTO	RECT ANTISLIP
29,5x29,5 cm	P08	P10	9,5x29,5 cm	P07	P08	29,5x59,2 cm	P157	29,5x59,2 cm	P157	29,5x59,2 cm	P207
29,5x59,2 cm	P12	P18	8x44,35 cm	P07	P08						
59,2x59,2 cm	-	P36	8x59,2 cm	P10	P12						
44,35x44,35 cm	P12	P18	8x88,9 cm	-	P28						
44,35x88,9 cm	-	P96	8x118,6 cm	-	P28						
29,5x118,6 cm	-	P96									
59,2x118,6 cm	-	P167									

DG CF / DG CF Canto/DG CF SS: Peças produzidas sob encomenda. Altura do focinho: entre 3 cm e 10 cm. Indicar a altura pretendida no ato da encomenda.
DG CF / DG CF Canto/DG CF SS: Pieces produced on order. Trim height: 3 to 10 cm. Specify desired height when placing a order.
DG CF / DG CF Canto/DG CF SS: Pièces produites sur commande. Hauteur du nez de marche : entre 3 cm et 10 cm. Préciser la hauteur souhaitée lors de la commande.
DG CF / DG CF Canto/DG CF SS: Piezas producidas por encargo. Altura del ángulo: entre 3 y 10 cm. Indicar la altura deseada al realizar el pedido.

DG CF Canto: Disponível em canto esquerdo e direito.
DG CF Canto: Available in left and right corner.
DG CF Canto: Disponible en angle gauche et droit.
DG CF Canto: Canto izquierdo y derecho disponibles.

LINEA 2	LINEA 4	LINEA 8
29,5x29,5 29,5x59,2	29,5x29,5 29,5x59,2	29,5x29,5 29,5x59,2
CROSS 8	CROSS 16	CROSS 32
29,5x29,5	29,5x29,5	29,5x29,5
SQUARE 4	SQUARE 16	SQUARE 64
29,5x29,5	29,5x29,5	29,5x29,5



HYDRAULIK CRAFT

CONCRETE

CONCRETE