



WOOD

MONTANA

5 cores
colours
couleurs
colores

1 formato
format
format
formato

1 acabamento
finish
finition
acabado



Uma variação gráfica muito rica e tons naturais recriam os pormenores da madeira, remetendo para conforto e tranquilidade.

Rich graphic variation and natural shades recreate the details of wood, inspiring comfort and tranquillity.

Une variation graphique très riche et des teintes naturelles recréent les détails du bois, renvoyant au confort et à la tranquillité.

Una variación gráfica muy rica y tonos naturales recrean los detalles de la madera y transmiten confort y tranquilidad.


20x90 cm
(8"x35")



MATT NAT

19

Até 19 desenhos
Up to 19 designs
Jusqu'à 19 dessins
Hasta 19 diseños



WOOD

354

revigres

MONTANA PEPPER

WOOD

355

revigres

MONTANA



MONTANA NUDE

312AU0V141 20x90x1,05 cm MATT NAT P77



MONTANA BEGE

312AU0V111 20x90x1,05 cm MATT NAT P77




MONTANA CHERRY

312AU0V131 20x90x1,05 cm MATT NAT P77



MONTANA PEPPER

312AU0V151 20x90x1,05 cm MATT NAT P77



MONTANA BROWN

312AU0V121 20x90x1,05 cm MATT NAT P77



MONTANA PEPPER



IDEAL PARA PISO RADIANTE
IDEAL FOR UNDERFLOOR HEATING
IDÉAL SUR SOLS CHAUFFANTS
IDEAL PARA SUELO RADIANTE

Dada a dimensão do produto e devido às tolerâncias de planaridade permitidas (de acordo com as normas internacionais), recomendamos a aplicação em espinha e, no caso de aplicação em contrafiada, no máximo, a 1/4 da peça.

Given the product's size and due to the flatness tolerance (in accordance with international standards), we recommend laying in herringbone pattern and it is advisable to overlap no more than 1/4 of the adjoining piece when laying with offset joints.

Étant donné la dimension du produit et en raison des tolérances de planitude permises (conformément aux normes internationales), nous recommandons l'application en chevron et, dans le cas d'application en contre-fil, au maximum d'1/4 de la pièce.

Dada la dimensión del producto y debido a las tolerancias de planaridad permitidas (de acuerdo con las normas internacionales), recomendamos la aplicación en espiga y, en el caso de aplicación en asiento, como máximo, a 1/4 de la pieza.



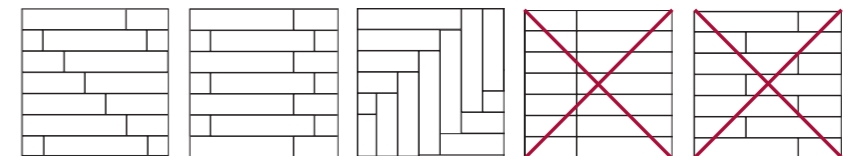
20x90 cm	MATT RECT	V3	3	class 2	A	R10	36+	≥0,42	U3P3E3C2	
20x90 cm	Montana Brown	MATT RECT	V3	3	class 2	A	R10	36+	≥0,42	U2P3E3C2

MONTANA



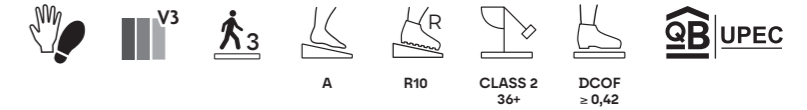
MONTANA NUDE _ MONTANA BEGE _ ELEMENTS FOG _ DI ALBA STONE GREY

DIVERSAS FORMAS DE APLICAÇÃO:
DIFFERENT WAYS OF APPLICATION:
DIFFÉRENTS MODES D'APPLICATION:
DIVERSAS FORMAS DE APLICACIÓN:



MONTANA

MONTANA



CHEVRON LEFT MONTANA NUDE

332AU0V411 20x90x1,05 cm MATT NAT P110



CHEVRON RIGHT MONTANA NUDE

332AU0V421 20x90x1,05 cm MATT NAT P110



CHEVRON LEFT MONTANA BEGE

332AU0V351 20x90x1,05 cm MATT NAT P110



CHEVRON RIGHT MONTANA BEGE

332AU0V361 20x90x1,05 cm MATT NAT P110



CHEVRON LEFT MONTANA CHERRY

332AU0V391 20x90x1,05 cm MATT NAT P110



CHEVRON RIGHT MONTANA CHERRY

332AU0V401 20x90x1,05 cm MATT NAT P110



CHEVRON LEFT MONTANA PEPPER

332AU0V431 20x90x1,05 cm MATT NAT P110



CHEVRON RIGHT MONTANA PEPPER

332AU0V441 20x90x1,05 cm MATT NAT P110



CHEVRON LEFT MONTANA BROWN

332AU0V371 20x90x1,05 cm MATT NAT P110




CHEVRON RIGHT MONTANA BROWN

332AU0V381 20x90x1,05 cm MATT NAT P110

PEÇAS · PIECES			CAIXA · BOX			EUROPALETE · EUROPALLET		
±			PZ	M²	KG	CX	M²	KG
20x90 cm	MATT NAT	10,5 ±0,5mm	6	1,08	26,20	36	38,88	964
20x90 cm	MATT NAT · CHEVRON	10,5 ±0,5mm	6	0,82	21,90	36	29,52	809

PEÇA · PIECE		PEÇA · PIECE	
DG	MATT NAT	RB	MATT NAT
20x90 cm	P18	9,5x90 cm	P12



CHEVRON 20x90 cm
[1m² = 7 peças_pieces]

CHEVRON: Acabamento normal nas arestas maiores e acabamento retificado nas arestas menores.
 CHEVRON: Standard finish of long edges and rectified short edges.
 CHEVRON: Finition normale sur les arêtes plus grandes et finition rectifiée sur les arêtes mineures.
 CHEVRON: Acabado normal en las aristas mayores y acabado rectificado en las aristas menores.

CHEVRON MONTANA BROWN